

2019



ASBK.COM.AU f t i y

## Round 7 : Sydney Motorsport Park : November 1 - 3

### MOTORSPORTS TV AUSTRALIAN SUPERSPORT CHAMPIONSHIP

#### Race 2

Date: 03/11/19  
 Event: R12  
 Weather: Mostly cloudy - Temp: 32.4C  
 Track: Dry - Temp: 41.6C

Started at: 13:46:45  
 Laps: 11  
 Starters: 17  
 Printed at: 14:10

#### PROVISIONAL CLASSIFICATION

Pos	No	Name	Machine	Laps	Race Time	Behind Leader	Behind Prev	Fastest Lap	On Lap	Top Speed
1	1	Tom TOPARIS (NSW) / Leda / YRD / Landbridge Transport / Ganter Constructions / Pirelli / Motul	Yamaha YZF-R6	11	17:18.546			1:33.672	9	248
2	64	Tom EDWARDS (NSW) / BikeBiz Yamaha	Yamaha YZF-R6	11	17:21.141	2.595	2.595	1:33.735	8	253
3	42	Jack PASSFIELD (NSW) / Stay Upright Rider Training / Dmoto / GASD Suspension / KYT Helmets	Yamaha YZF-R6	11	17:25.350	6.804	4.209	1:33.777	2	252
4	17	Broc PEARSON (QLD) / City2Surf Locksmith / Yamaha Aust. / YRD	Yamaha YZF-R6	11	17:29.585	11.039	4.235	1:33.837	2	252
5	28	Jack HYDE (NSW) / SSS Motorcycles / Yamaha	Yamaha YZF-R6	11	17:29.736	11.190	.151	1:34.529	2	249
6	27	Nic LIMINTON (SA) / Yamaha Aust. / Race Bike Services / Maxima Oils / SBS Brakes / Arai	Yamaha YZF-R6	11	17:40.281	21.735	10.545	1:35.009	4	249
7	61	Rhys BELLING (VIC) / LXI Racing / Yamaha / YRD / The Grinning Dingo / RB Building Services	Yamaha YZF-R6	11	17:45.831	27.285	5.550	1:35.450	2	247
8	51	Avalon BIDDLE (NZ) / Cube Racing / MTF Finance / Pirelli / Yamaha Aust. / Bob Jane Tmart	Yamaha YZF-R6	11	17:47.493	28.947	1.662	1:35.604	4	253
9	85	Ty LYNCH (SA) / Russell Phillips M-sport / Adelaide M-cycle Recovery / Aust. O-door Living	Yamaha YZF-R6	11	17:48.496	29.950	1.003	1:35.099	2	249
10	86	Dallas SKEER (SA) / Penrite Oils / Barry Francis M-c / Suzuki Aust / Ron Angel Classic Racing	Suzuki GSXR	11	17:54.995	36.449	6.499	1:36.324	4	252
11	82	Chris QUINN (NSW) / Coopers Dry / The Channon Tavern / Shark Helmets / Dunlop / YRD	Yamaha YZF-R6	11	17:57.049	38.503	2.054	1:36.884	9	249
12	96	Luke MITCHELL (NSW) / JNL Racing	Yamaha YZF-R6	11	18:00.084	41.538	3.035	1:35.957	3	247
13	46	Aidan HAYES (NSW) / Hayes Johnston / Hayes Electrical / YRD / Sheppards Diesel / West Sliders	Yamaha YZF-R6	11	18:13.452	54.906	13.368	1:35.290	4	254
14	68	Oli BAYLISS (QLD) / Cube Racing	Yamaha YZF-R6	11	18:19.774	1:01.228	6.322	1:35.728	4	251
15	555	Andrew EDSER (NSW) / Race Art Designs / Penrite Oil	Kawasaki ZX6R	11	18:44.614	1:26.068	24.840	1:35.769	2	249
DNF	50	Callum SPRIGGS (QLD) / Allsite Concrete Cutting	Yamaha YZF-R6	5	9:14.577	6 Laps		1:34.224	4	248
DNF	18	Brodie MALOUF (NSW) / A&G Constructions / GeeTee M-c / Simon Caddy Electrical / YRD	Yamaha YZF-R6	1	2:07.403	10 Laps				117

Fastest Lap was 1:33.672 by Tom TOPARIS (NSW)

Current race lap record for SS class - 1:32.654 by Jamie STAUFFER (NSW) on a Yamaha YZF-R6 set on 16/08/08

The results are provisional until the end of the time limit for protests and appeals.

Chief Timekeeper - Scott Laing

Clerk of Course - Tom Williams



www.computime.com.au  
 COMPUTIME RACE TIMING SYSTEMS PTY LTD



2019



ASBK.COM.AU f t i y

## Round 7 : Sydney Motorsport Park : November 1 - 3

### MOTORSPORTS TV AUSTRALIAN SUPERSPORT CHAMPIONSHIP

#### Race 2

 Date: 03/11/19  
 Event: R12  
 Weather: Mostly cloudy - Temp: 32.4C  
 Track: Dry - Temp: 41.6C

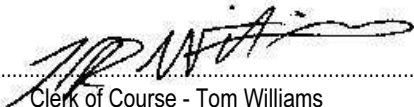
 Started at: 13:46:45  
 Laps: 11  
 Starters: 17  
 Printed at: 14:10

#### PROVISIONAL LAP TIMES

No	Name	Lap 1	Lap 2	Lap 3	Lap 4	Lap 5	Lap 6	Lap 7	Lap 8	Lap 9	Lap 10	Lap 11
1	Tom TOPARIS (NSW)	1:39.266	1:33.829	1:33.746	1:33.867	1:34.208	1:33.804	1:33.819	1:34.009	<b>1:33.672</b>	1:33.945	1:34.381
17	Broc PEARSON (QLD)	1:39.608	<b>1:33.837</b>	1:34.372	1:34.619	1:35.177	1:34.903	1:35.169	1:35.470	1:35.407	1:35.533	1:35.490
18	Brodie MALOUF (NSW)	2:07.403										
27	Nic LIMINTON (SA)	1:41.730	1:35.101	1:35.101	<b>1:35.009</b>	1:35.869	1:36.011	1:36.312	1:36.281	1:36.079	1:36.221	1:36.567
28	Jack HYDE (NSW)	1:41.332	<b>1:34.529</b>	1:34.537	1:34.678	1:34.929	1:34.931	1:35.129	1:34.971	1:35.197	1:34.918	1:34.585
42	Jack PASSFIELD (NSW)	1:39.367	<b>1:33.777</b>	1:33.879	1:34.215	1:34.438	1:34.566	1:34.643	1:34.867	1:34.756	1:34.971	1:35.871
46	Aidan HAYES (NSW)	1:40.460	2:10.181	1:36.173	<b>1:35.290</b>	1:35.993	1:35.760	1:35.744	1:35.604	1:35.500	1:36.093	1:36.654
50	Callum SPRIGGS (QLD)	1:39.597	1:34.325	1:34.231	<b>1:34.224</b>	2:52.200						
51	Avalon BIDDLE (NZ)	1:44.612	1:37.012	1:36.200	<b>1:35.604</b>	1:36.297	1:35.938	1:35.767	1:36.296	1:36.391	1:36.647	1:36.729
61	Rhys BELLING (VIC)	1:42.741	<b>1:35.450</b>	1:35.606	1:36.086	1:36.696	1:36.921	1:36.876	1:36.861	1:36.043	1:36.230	1:36.321
64	Tom EDWARDS (NSW)	1:39.048	1:33.784	1:33.912	1:34.110	1:34.129	1:34.223	1:34.061	<b>1:33.735</b>	1:33.958	1:34.552	1:35.629
68	Oli BAYLISS (QLD)	1:40.326	2:10.527	1:37.030	<b>1:35.728</b>	1:36.105	1:35.984	1:37.903	1:36.639	1:36.117	1:36.372	1:37.043
82	Chris QUINN (NSW)	1:44.602	1:37.103	1:37.015	1:37.038	1:37.123	1:37.348	1:37.426	1:37.144	<b>1:36.884</b>	1:37.348	1:38.018
85	Ty LYNCH (SA)	1:42.058	<b>1:35.099</b>	1:35.884	1:36.559	1:36.795	1:37.091	1:37.423	1:36.849	1:37.018	1:36.596	1:37.124
86	Dallas SKEER (SA)	1:44.086	1:36.938	1:37.013	<b>1:36.324</b>	1:36.481	1:36.957	1:36.858	1:37.157	1:36.996	1:37.782	1:38.403
96	Luke MITCHELL (NSW)	1:44.387	1:36.946	<b>1:35.957</b>	1:36.315	1:37.123	1:36.756	1:36.779	1:37.555	1:39.237	1:39.556	1:39.473
555	Andrew EDSER (NSW)	1:43.636	<b>1:35.769</b>	1:35.842	1:35.998	1:36.257	1:36.428	1:37.015	1:36.199	1:37.018	1:36.595	2:33.857

The results are provisional until the end of the time limit for protests and appeals.


 Chief Timekeeper - Scott Laing


 Clerk of Course - Tom Williams


www.computime.com.au  
 COMPUTIME RACE TIMING SYSTEMS PTY LTD



2019



ASBK.COM.AU f t i y

# Round 7 : Sydney Motorsport Park : November 1 - 3

## MOTORSPORTS TV AUSTRALIAN SUPERSPORT CHAMPIONSHIP

### Race 2

Date: 03/11/19  
 Event: R12  
 Weather: Mostly cloudy - Temp: 32.4C  
 Track: Dry - Temp: 41.6C

Started at: 13:46:45  
 Laps: 11  
 Starters: 17  
 Printed at: 14:10

### PROVISIONAL SPLIT TIMES

Lap	Split 1	Split 2	Split 3	Lap Time	Spd	Lap	Split 1	Split 2	Split 3	Lap Time	Spd
<b>1 Tom TOPARIS (NSW) (1st)</b>						7	29.335	40.737	26.240	1:36.312	243
1	33.540	39.871	25.855	1:39.266	26	8	29.167	40.813	26.301	1:36.281	242
2	28.185	39.685	25.959	1:33.829	247	9	29.193	40.665	26.221	1:36.079	242
3	<b>28.140</b>	39.882	<b>25.724</b>	1:33.746	245	10	29.130	40.836	26.255	1:36.221	243
4	28.371	39.660	25.836	1:33.867	248	11	29.193	40.907	26.467	1:36.567	243
5	28.586	39.792	25.830	1:34.208	240	<b>28 Jack HYDE (NSW) (5th)</b>					
6	28.595	<b>39.391</b>	25.818	1:33.804	239	1	34.967	40.715	<b>25.650</b>	1:41.332	91
7	28.428	39.416	25.975	1:33.819	238	2	<b>28.410</b>	40.244	25.875	<b>1:34.529</b>	249
8	28.515	39.499	25.995	1:34.009	239	3	28.606	<b>40.173</b>	25.758	1:34.537	246
9	28.373	39.405	25.894	<b>1:33.672</b>	238	4	28.557	40.246	25.875	1:34.678	245
10	28.396	39.579	25.970	1:33.945	239	5	28.554	40.534	25.841	1:34.929	245
11	28.602	39.748	26.031	1:34.381	240	6	28.792	40.405	25.734	1:34.931	246
<b>17 Broc PEARSON (QLD) (4th)</b>						7	28.791	40.489	25.849	1:35.129	245
1	34.412	39.830	<b>25.366</b>	1:39.608	79	8	28.700	40.390	25.881	1:34.971	245
2	<b>28.397</b>	<b>39.827</b>	25.613	<b>1:33.837</b>	252	9	28.716	40.405	26.076	1:35.197	246
3	28.657	39.997	25.718	1:34.372	251	10	28.778	40.238	25.902	1:34.918	246
4	28.533	40.242	25.844	1:34.619	247	11	28.646	40.195	25.744	1:34.585	246
5	29.151	40.108	25.918	1:35.177	240	<b>42 Jack PASSFIELD (NSW) (3rd)</b>					
6	28.812	40.161	25.930	1:34.903	246	1	33.817	39.819	25.731	1:39.367	64
7	28.967	40.237	25.965	1:35.169	245	2	28.335	<b>39.801</b>	<b>25.641</b>	<b>1:33.777</b>	252
8	29.001	40.499	25.970	1:35.470	246	3	<b>28.314</b>	39.893	25.672	1:33.879	251
9	28.991	40.383	26.033	1:35.407	245	4	28.319	40.138	25.758	1:34.215	249
10	28.982	40.559	25.992	1:35.533	244	5	28.435	40.100	25.903	1:34.438	247
11	28.979	40.554	25.957	1:35.490	246	6	28.581	39.967	26.018	1:34.566	245
<b>18 Brodie MALOUF (NSW) (DNF)</b>						7	28.590	40.015	26.038	1:34.643	243
1	<b>37.228</b>	<b>41.732</b>	<b>48.443</b>	2:07.403 P	117	8	28.616	40.182	26.069	1:34.867	242
<b>27 Nic LIMINTON (SA) (6th)</b>						9	28.580	40.224	25.952	1:34.756	242
1	35.334	40.675	<b>25.721</b>	1:41.730	81	10	28.548	40.304	26.119	1:34.971	242
2	<b>28.749</b>	40.343	26.009	1:35.101	249	11	28.719	40.528	26.624	1:35.871	243
3	28.812	40.214	26.075	1:35.101	245	<b>46 Aidan HAYES (NSW) (13th)</b>					
4	28.873	<b>40.138</b>	25.998	<b>1:35.009</b>	243	1	35.138	<b>39.910</b>	<b>25.412</b>	1:40.460	67
5	29.143	40.580	26.146	1:35.869	242	2	<b>28.508</b>	1:14.366	27.307	2:10.181	254
6	29.069	40.657	26.285	1:36.011	243	3	29.369	40.628	26.176	1:36.173	242

*Scott Laing*  
 Chief Timekeeper - Scott Laing

*Tom Williams*  
 Clerk of Course - Tom Williams



2019



ASBK.COM.AU f t i y

**Round 7 : Sydney Motorsport Park : November 1 - 3**

**MOTORSPORTS TV AUSTRALIAN SUPERSPORT CHAMPIONSHIP**

**Race 2**

Date: 03/11/19  
 Event: R12  
 Weather: Mostly cloudy - Temp: 32.4C  
 Track: Dry - Temp: 41.6C

Started at: 13:46:45  
 Laps: 11  
 Starters: 17  
 Printed at: 14:10

**PROVISIONAL SPLIT TIMES**

Lap	Split 1	Split 2	Split 3	Lap Time	Spd	Lap	Split 1	Split 2	Split 3	Lap Time	Spd
4	28.971	40.373	25.946	<u>1:35.290</u>	242	7	29.385	41.192	26.299	1:36.876	247
5	28.921	40.921	26.151	1:35.993	243	8	29.401	41.237	26.223	1:36.861	238
6	29.229	40.594	25.937	1:35.760	242	9	29.321	<u>40.526</u>	26.196	1:36.043	244
7	29.014	40.707	26.023	1:35.744	243	10	29.371	40.543	26.316	1:36.230	238
8	28.824	40.882	25.898	1:35.604	243	11	29.170	40.777	26.374	1:36.321	239
9	28.876	40.641	25.983	1:35.500	242	<b>64 Tom EDWARDS (NSW) (2nd)</b>					
10	29.091	40.729	26.273	1:36.093	243	1	33.233	40.066	25.749	1:39.048	59
11	29.258	40.912	26.484	1:36.654	244	2	28.150	39.847	25.787	1:33.784	247
<b>50 Callum SPRIGGS (QLD) (DNF)</b>						3	<u>28.128</u>	40.046	25.738	1:33.912	246
1	34.070	39.763	<u>25.764</u>	1:39.597	71	4	28.362	40.066	25.682	1:34.110	247
2	28.621	39.831	25.873	1:34.325	248	5	28.356	40.197	<u>25.576</u>	1:34.129	252
3	28.677	<u>39.726</u>	25.828	1:34.231	243	6	28.539	40.035	25.649	1:34.223	253
4	<u>28.456</u>	39.859	25.909	<u>1:34.224</u>	244	7	28.466	39.899	25.696	1:34.061	248
5	1:22.075	46.144	43.981	2:52.200 P	238	8	28.261	<u>39.840</u>	25.634	<u>1:33.735</u>	247
<b>51 Avalon BIDDLE (NZ) (8th)</b>						9	28.314	39.907	25.737	1:33.958	248
1	37.155	41.309	26.148	1:44.612	117	10	28.355	40.287	25.910	1:34.552	248
2	29.682	41.325	26.005	1:37.012	250	11	28.515	40.658	26.456	1:35.629	247
3	29.397	40.825	25.978	1:36.200	253	<b>68 Oli BAYLISS (QLD) (14th)</b>					
4	29.286	<u>40.377</u>	25.941	<u>1:35.604</u>	250	1	34.805	<u>40.033</u>	<u>25.488</u>	1:40.326	84
5	29.722	40.511	26.064	1:36.297	248	2	<u>28.353</u>	1:14.723	27.451	2:10.527	251
6	<u>29.256</u>	40.609	26.073	1:35.938	248	3	29.368	40.710	26.952	1:37.030	241
7	29.339	40.505	<u>25.923</u>	1:35.767	248	4	29.022	40.683	26.023	<u>1:35.728</u>	243
8	29.405	40.779	26.112	1:36.296	252	5	29.319	40.818	25.968	1:36.105	243
9	29.576	40.711	26.104	1:36.391	248	6	29.176	40.839	25.969	1:35.984	245
10	29.903	40.646	26.098	1:36.647	246	7	29.329	42.442	26.132	1:37.903	245
11	29.621	40.575	26.533	1:36.729	250	8	29.324	41.222	26.093	1:36.639	245
<b>61 Rhys BELLING (VIC) (7th)</b>						9	29.250	40.767	26.100	1:36.117	243
1	35.726	40.811	26.204	1:42.741	93	10	29.376	41.018	25.978	1:36.372	245
2	28.848	40.624	<u>25.978</u>	<u>1:35.450</u>	243	11	29.319	41.211	26.513	1:37.043	245
3	<u>28.812</u>	<u>40.526</u>	26.268	1:35.606	241	<b>82 Chris QUINN (NSW) (11th)</b>					
4	29.159	40.745	26.182	1:36.086	240	1	36.844	41.422	26.336	1:44.602	112
5	29.463	41.058	26.175	1:36.696	244	2	<u>29.508</u>	41.300	<u>26.295</u>	1:37.103	249
6	29.821	41.112	25.988	1:36.921	242	3	29.772	40.934	26.309	1:37.015	247

*Scott Laing*  
 Chief Timekeeper - Scott Laing

*Tom Williams*  
 Clerk of Course - Tom Williams



2019



ASBK.COM.AU f t i y

# Round 7 : Sydney Motorsport Park : November 1 - 3

## MOTORSPORTS TV AUSTRALIAN SUPERSPORT CHAMPIONSHIP

### Race 2

Date: 03/11/19  
 Event: R12  
 Weather: Mostly cloudy - Temp: 32.4C  
 Track: Dry - Temp: 41.6C

Started at: 13:46:45  
 Laps: 11  
 Starters: 17  
 Printed at: 14:10

### PROVISIONAL SPLIT TIMES

Lap	Split 1	Split 2	Split 3	Lap Time	Spd	Lap	Split 1	Split 2	Split 3	Lap Time	Spd
4	29.673	40.971	26.394	1:37.038	241	9	29.584	41.216	26.196	1:36.996	248
5	29.682	41.025	26.416	1:37.123	239	10	29.700	41.573	26.509	1:37.782	245
6	29.783	41.106	26.459	1:37.348	239	11	29.909	41.747	26.747	1:38.403	245
7	29.654	41.124	26.648	1:37.426	238						
8	29.598	41.106	26.440	1:37.144	238						
9	29.582	<b>40.881</b>	26.421	<b>1:36.884</b>	239	<b>96 Luke MITCHELL (NSW) (12th)</b>					
10	29.769	41.052	26.527	1:37.348	239	1	36.732	41.372	<b>26.283</b>	1:44.387	109
11	30.158	41.176	26.684	1:38.018	238	2	29.543	41.045	26.358	1:36.946	247
<b>85 Ty LYNCH (SA) (9th)</b>						3	29.277	<b>40.373</b>	26.307	<b>1:35.957</b>	243
1	35.513	40.695	<b>25.850</b>	1:42.058	101	4	<b>29.247</b>	40.663	26.405	1:36.315	240
2	<b>28.784</b>	<b>40.358</b>	25.957	<b>1:35.099</b>	249	5	29.989	40.778	26.356	1:37.123	238
3	29.082	40.646	26.156	1:35.884	248	6	29.578	40.808	26.370	1:36.756	240
4	29.556	40.781	26.222	1:36.559	243	7	29.577	40.788	26.414	1:36.779	239
5	29.542	41.008	26.245	1:36.795	241	8	29.781	41.095	26.679	1:37.555	238
6	29.854	40.913	26.324	1:37.091	240	9	30.114	41.815	27.308	1:39.237	236
7	29.962	40.975	26.486	1:37.423	236	10	30.347	42.102	27.107	1:39.556	226
8	29.531	40.980	26.338	1:36.849	241	11	29.977	42.003	27.493	1:39.473	237
9	29.901	40.894	26.223	1:37.018	246	<b>555 Andrew EDSER (NSW) (15th)</b>					
10	29.513	40.773	26.310	1:36.596	246	1	36.401	40.977	26.258	1:43.636	105
11	29.458	41.138	26.528	1:37.124	245	2	29.044	40.641	<b>26.084</b>	<b>1:35.769</b>	247
<b>86 Dallas SKEER (SA) (10th)</b>						3	28.986	40.639	26.217	1:35.842	244
1	36.163	41.783	26.140	1:44.086	105	4	29.222	<b>40.613</b>	26.163	1:35.998	243
2	29.435	41.206	26.297	1:36.938	249	5	29.297	40.703	26.257	1:36.257	243
3	29.792	41.309	<b>25.912</b>	1:37.013	246	6	29.274	41.008	26.146	1:36.428	245
4	<b>29.428</b>	<b>40.850</b>	26.046	<b>1:36.324</b>	251	7	29.975	40.835	26.205	1:37.015	247
5	29.600	40.948	25.933	1:36.481	247	8	<b>28.967</b>	40.991	26.241	1:36.199	249
6	29.659	41.249	26.049	1:36.957	252	9	29.582	40.769	26.667	1:37.018	242
7	29.515	41.217	26.126	1:36.858	249	10	29.487	40.787	26.321	1:36.595	244
8	29.789	41.193	26.175	1:37.157	247	11	29.217	40.868	1:23.772	2:33.857	242

The results are provisional until the end of the time limit for protests and appeals.

*Scott Laing*  
 Chief Timekeeper - Scott Laing

*Tom Williams*  
 Clerk of Course - Tom Williams



www.computime.com.au  
 COMPUTIME RACE TIMING SYSTEMS PTY LTD



2019



ASBK.COM.AU f t i y

# Round 7 : Sydney Motorsport Park : November 1 - 3

## MOTORSPORTS TV AUSTRALIAN SUPERSPORT CHAMPIONSHIP

### Race 2

Date: 03/11/19  
Event: R12  
Weather: Mostly cloudy - Temp: 32.4C  
Track: Dry - Temp: 41.6C

Started at: 13:46:45  
Laps: 11  
Starters: 17  
Printed at: 14:10

### PROVISIONAL FASTEST LAPS SEQUENCE

Lap	Race Pos	No	Name	Machine	Fastest Lap	On Lap
1	1	64	Tom EDWARDS (NSW)	Yamaha YZF-R6	1:39.048	1
2	1	64	Tom EDWARDS (NSW)	Yamaha YZF-R6	1:33.784	2
2	3	42	Jack PASSFIELD (NSW)	Yamaha YZF-R6	1:33.777	2
3	2	1	Tom TOPARIS (NSW)	Yamaha YZF-R6	1:33.746	3
8	2	64	Tom EDWARDS (NSW)	Yamaha YZF-R6	1:33.735	8
9	1	1	Tom TOPARIS (NSW)	Yamaha YZF-R6	1:33.672	9

The results are provisional until the end of the time limit for protests and appeals.

Chief Timekeeper - Scott Laing

Clerk of Course - Tom Williams



www.computime.com.au  
COMPUTIME RACE TIMING SYSTEMS PTY LTD



2019



ASBK.COM.AU f t i y

**Round 7 : Sydney Motorsport Park : November 1 - 3**

**MOTORSPORTS TV AUSTRALIAN SUPERSPORT CHAMPIONSHIP**

**Race 2**

Date: 03/11/19  
 Event: R12  
 Weather: Mostly cloudy - Temp: 32.4C  
 Track: Dry - Temp: 41.6C

Started at: 13:46:45  
 Laps: 11  
 Starters: 17  
 Printed at: 14:10

**PROVISIONAL LAP SHEET**

No	Lap Time	Gap	No	Lap Time	Gap	No	Lap Time	Gap	No	Lap Time	Gap	No	Lap Time	Gap
<b>Lap 1</b>			1	1:33.746	.097	27	1:35.869	7.894	96	1:36.779	21.724	<b>Lap 10</b>		
64	1:39.048		42	1:33.879	.279	85	1:36.795	11.479	86	1:36.858	22.118	1	1:33.945	
1	1:39.266	.218	17	1:34.372	1.073	61	1:36.696	11.663	82	1:37.426	25.116	64	1:34.552	1.347
42	1:39.367	.319	50	1:34.231	1.409	555	1:36.257	12.586	46	1:35.744	47.062	42	1:34.971	5.314
50	1:39.597	.549	28	1:34.537	3.654	51	1:36.297	14.809	68	1:37.903	51.064	17	1:35.533	9.930
17	1:39.608	.560	27	1:35.101	5.188	96	1:37.123	15.812	<b>Lap 8</b>			28	1:34.918	10.986
68	1:40.326	1.278	85	1:35.884	6.297	86	1:36.481	15.926	1	1:34.009		27	1:36.221	19.549
46	1:40.460	1.412	61	1:35.606	7.053	82	1:37.123	17.965	64	1:33.735	.454	61	1:36.230	25.345
28	1:41.332	2.284	555	1:35.842	8.503	46	1:35.993	43.181	42	1:34.867	3.204	555	1:36.595	26.592
27	1:41.730	2.682	96	1:35.957	10.546	68	1:36.105	44.800	17	1:35.470	6.607	51	1:36.647	26.599
85	1:42.058	3.010	51	1:36.200	11.080	50	2:52.200	1:19.661	28	1:34.971	8.488	85	1:36.596	27.207
61	1:42.741	3.693	86	1:37.013	11.293	<b>Lap 6</b>			27	1:36.281	14.866	86	1:37.782	32.427
555	1:43.636	4.588	82	1:37.015	11.976	1	1:33.804		555	1:36.199	20.596	82	1:37.348	34.866
86	1:44.086	5.038	46	1:36.173	40.070	64	1:34.223	.486	61	1:36.861	20.689	96	1:39.556	36.446
96	1:44.387	5.339	68	1:37.030	41.139	42	1:34.566	1.522	51	1:36.296	21.178	46	1:36.093	52.633
82	1:44.602	5.554	<b>Lap 4</b>			17	1:34.903	3.796	85	1:36.849	21.210	68	1:36.372	58.566
51	1:44.612	5.564	1	1:33.867		28	1:34.931	6.216	86	1:37.157	25.266	<b>Lap 11</b>		
18	2:07.403	28.355	64	1:34.110	.146	27	1:36.011	10.101	96	1:37.555	25.270	1	1:34.381	
<b>Lap 2</b>			42	1:34.215	.530	85	1:37.091	14.766	82	1:37.144	28.251	64	1:35.629	2.595
64	1:33.784		50	1:34.224	1.669	61	1:36.921	14.780	46	1:35.604	48.657	42	1:35.871	6.804
1	1:33.829	.263	17	1:34.619	1.728	555	1:36.428	15.210	68	1:36.639	53.694	17	1:35.490	11.039
42	1:33.777	.312	28	1:34.678	4.368	51	1:35.938	16.943	<b>Lap 9</b>			28	1:34.585	11.190
17	1:33.837	.613	27	1:35.009	6.233	96	1:36.756	18.764	1	1:33.672		27	1:36.567	21.735
50	1:34.325	1.090	85	1:36.559	8.892	86	1:36.957	19.079	64	1:33.958	.740	61	1:36.321	27.285
28	1:34.529	3.029	61	1:36.086	9.175	82	1:37.348	21.509	42	1:34.756	4.288	51	1:36.729	28.947
27	1:35.101	3.999	555	1:35.998	10.537	46	1:35.760	45.137	17	1:35.407	8.342	85	1:37.124	29.950
85	1:35.099	4.325	51	1:35.604	12.720	68	1:35.984	46.980	28	1:35.197	10.013	86	1:38.403	36.449
61	1:35.450	5.359	96	1:36.315	12.897	<b>Lap 7</b>			27	1:36.079	17.273	82	1:38.018	38.503
555	1:35.769	6.573	86	1:36.324	13.653	1	1:33.819		61	1:36.043	23.060	96	1:39.473	41.538
86	1:36.938	8.192	82	1:37.038	15.050	64	1:34.061	.728	51	1:36.391	23.897	46	1:36.654	54.906
96	1:36.946	8.501	46	1:35.290	41.396	42	1:34.643	2.346	555	1:37.018	23.942	68	1:37.043	1:01.228
51	1:37.012	8.792	68	1:35.728	42.903	17	1:35.169	5.146	85	1:37.018	24.556	555	2:33.857	1:26.068
82	1:37.103	8.873	<b>Lap 5</b>			28	1:35.129	7.526	86	1:36.996	28.590			
46	2:10.181	37.809	1	1:34.208		27	1:36.312	12.594	96	1:39.237	30.835			
68	2:10.527	38.021	64	1:34.129	.067	61	1:36.876	17.837	82	1:36.884	31.463			
<b>Lap 3</b>			42	1:34.438	.760	85	1:37.423	18.370	46	1:35.500	50.485			
64	1:33.912		17	1:35.177	2.697	555	1:37.015	18.406	68	1:36.117	56.139			
			28	1:34.929	5.089	51	1:35.767	18.891						

The results are provisional until the end of the time limit for protests and appeals.

*Scott Laing*  
 Chief Timekeeper - Scott Laing

*Tom Williams*  
 Clerk of Course - Tom Williams



[www.computime.com.au](http://www.computime.com.au)  
**COMPUTIME RACE TIMING SYSTEMS PTY LTD**



2019



ASBK.COM.AU f t i y

# Round 7 : Sydney Motorsport Park : November 1 - 3

## MOTORSPORTS TV AUSTRALIAN SUPERSPORT CHAMPIONSHIP

### Race 2

Date: 03/11/19  
Event: R12  
Weather: Mostly cloudy - Temp: 32.4C  
Track: Dry - Temp: 41.6C

Started at: 13:46:45  
Laps: 11  
Starters: 17  
Printed at: 14:10

### PROVISIONAL LAP CHART

Grid	1	2	3	4	5	6	7	8	9	10	11
1	64	64	64	1	1	1	1	1	1	1	1
64	1	1	1	64	64	64	64	64	64	64	64
42	42	42	42	42	42	42	42	42	42	42	42
50	50	17	17	50	17	17	17	17	17	17	17
46	17	50	50	17	28	28	28	28	28	28	28
17	68	28	28	28	27	27	27	27	27	27	27
27	46	27	27	27	85	85	61	555	61	61	61
68	28	85	85	85	61	61	85	61	51	555	51
28	27	61	61	61	555	555	555	51	555	51	85
61	85	555	555	555	51	51	51	85	85	85	86
119	61	86	96	51	96	96	96	86	86	86	82
85	555	96	51	96	86	86	86	96	96	82	96
86	86	51	86	86	82	82	82	82	82	96	46
18	96	82	82	82	46	46	46	46	46	46	68
555	82	46	46	46	68	68	68	68	68	68	555
96	51	68	68	68	50						
82	18										
51											
10											

The results are provisional until the end of the time limit for protests and appeals.

*Scott Laing*  
Chief Timekeeper - Scott Laing

*Tom Williams*  
Clerk of Course - Tom Williams



www.computime.com.au  
COMPUTIME RACE TIMING SYSTEMS PTY LTD





2019



ASBK.COM.AU f t i y

**Round 7 : Sydney Motorsport Park : November 1 - 3**

**MOTORSPORTS TV AUSTRALIAN SUPERSPORT CHAMPIONSHIP**

**Race 2**

Date: 03/11/19  
 Event: R12  
 Weather: Mostly cloudy - Temp: 32.4C  
 Track: Dry - Temp: 41.6C

Started at: 13:46:45  
 Laps: 11  
 Starters: 17  
 Printed at: 14:10

**PROVISIONAL BEST PARTIAL TIMES**

Pos	Split 1		Split 2		Split 3		LAP		Ideal	Fastest
	Name	Time	Name	Time	Name	Time	Name	Time		
1	T. EDWARDS	28.128	T. TOPARIS	39.391	B. PEARSON	25.366	T. TOPARIS	1:33.255	1:33.672	
2	T. TOPARIS	28.140	C. SPRIGGS	39.726	A. HAYES	25.412	T. EDWARDS	1:33.544	1:33.735	
3	J. PASSFIELD	28.314	J. PASSFIELD	39.801	O. BAYLISS	25.488	B. PEARSON	1:33.590	1:33.837	
4	O. BAYLISS	28.353	B. PEARSON	39.827	T. EDWARDS	25.576	J. PASSFIELD	1:33.756	1:33.777	
5	B. PEARSON	28.397	T. EDWARDS	39.840	J. PASSFIELD	25.641	A. HAYES	1:33.830	1:35.290	
6	J. HYDE	28.410	A. HAYES	39.910	J. HYDE	25.650	O. BAYLISS	1:33.874	1:35.728	
7	C. SPRIGGS	28.456	O. BAYLISS	40.033	N. LIMINTON	25.721	C. SPRIGGS	1:33.946	1:34.224	
8	A. HAYES	28.508	N. LIMINTON	40.138	T. TOPARIS	25.724	J. HYDE	1:34.233	1:34.529	
9	N. LIMINTON	28.749	J. HYDE	40.173	C. SPRIGGS	25.764	N. LIMINTON	1:34.608	1:35.009	
10	T. LYNCH	28.784	T. LYNCH	40.358	T. LYNCH	25.850	T. LYNCH	1:34.992	1:35.099	
11	R. BELLING	28.812	L. MITCHELL	40.373	D. SKEER	25.912	R. BELLING	1:35.316	1:35.450	
12	A. EDSER	28.967	A. BIDDLE	40.377	A. BIDDLE	25.923	A. BIDDLE	1:35.556	1:35.604	
13	L. MITCHELL	29.247	R. BELLING	40.526	R. BELLING	25.978	A. EDSER	1:35.664	1:35.769	
14	A. BIDDLE	29.256	A. EDSER	40.613	A. EDSER	26.084	L. MITCHELL	1:35.903	1:35.957	
15	D. SKEER	29.428	D. SKEER	40.850	L. MITCHELL	26.283	D. SKEER	1:36.190	1:36.324	
16	C. QUINN	29.508	C. QUINN	40.881	C. QUINN	26.295	C. QUINN	1:36.684	1:36.884	
17	B. MALOUF	32.740	B. MALOUF	41.732	B. MALOUF	48.443	B. MALOUF	2:02.915		

The results are provisional until the end of the time limit for protests and appeals.

*Scott Laing*  
 Chief Timekeeper - Scott Laing

*Tom Williams*  
 Clerk of Course - Tom Williams



[www.computime.com.au](http://www.computime.com.au)  
**COMPUTIME RACE TIMING SYSTEMS PTY LTD**



2019



ASBK.COM.AU f t i y

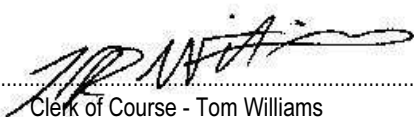
# Round 7 : Sydney Motorsport Park : November 1 - 3

## MOTORSPORTS TV AUSTRALIAN SUPERSPORT CHAMPIONSHIP PROVISIONAL ROUND POINTS

### MOTORSPORTS TV AUSTRALIAN SUPERSPORT CHAMPIONSHIP

Pos	No	Name	Rnd 7 Pole	Rnd 7 Race 1	Rnd 7 Race 2	Total
1	1	Tom TOPARIS	1	25	25	51
2	64	Tom EDWARDS		20	20	40
3	42	Jack PASSFIELD		16	18	34
4	17	Broc PEARSON		15	17	32
5	28	Jack HYDE		14	16	30
6	27	Nic LIMINTON		13	15	28
7	61	Rhys BELLING		11	14	25
8	46	Aidan HAYES		17	8	25
9	68	Oliver BAYLISS		18	7	25
10	85	Ty LYNCH		10	12	22
11	51	Avalon BIDDLE		6	13	19
12	82	Chris QUINN		7	10	17
13	555	Andrew EDSER		9	6	15
14	96	Luke MITCHELL		5	9	14
15	50	Callum SPRIGGS		12		12
16	86	Dallas SKEER			11	11
17	18	Brodie MALOUF		8		8

  
Chief Timekeeper - Scott Laing

  
Clerk of Course - Tom Williams



[www.computime.com.au](http://www.computime.com.au)  
COMPUTIME RACE TIMING SYSTEMS PTY LTD



2019



ASBK.COM.AU f t i y

## Round 7 : Sydney Motorsport Park : November 1 - 3

### MOTORSPORTS TV AUSTRALIAN SUPERSPORT CHAMPIONSHIP PROVISIONAL FINAL CHAMPIONSHIP POINTS

#### MOTORSPORTS TV AUSTRALIAN SUPERSPORT CHAMPIONSHIP

Pos	No	Name	Rnd 1 WSBK	Rnd 2 W/fld	Rnd 3 Bend	Rnd 4 MP	Rnd 5 Wint	Rnd 6 PI	Rnd 7 Pole	Rnd 7 Race 1	Rnd 7 Race 2	Total
1	1	Tom TOPARIS	76	51	71	50	51	51	1	25	25	401
2	17	Broc PEARSON	49	40	52	35	38	32		15	17	278
3	27	Nic LIMINTON	60	32	65	31		20		13	15	236
4	46	Aidan HAYES	44	29	29	22	29	38		17	8	216
5	68	Oliver BAYLISS	52	35	41	33	20			18	7	206
6	42	Jack PASSFIELD	29	9	23	20	25	35		16	18	175
7	86	Dallas SKEER	14	27	46	26	25	23			11	172
8	85	Ty LYNCH	43	15		21	32	30		10	12	163
9	61	Rhys BELLING	25	24	21		22	26		11	14	143
10	33	Reid BATTYE	39	35	53	15						142
11	82	Chris QUINN	15	12	29	30	23			7	10	126
12	51	Avalon BIDDLE			42	21	30	8		6	13	120
13	50	Callum SPRIGGS	49			40				12		101
14	28	Jack HYDE				14	27	26		14	16	97
15	96	Luke MITCHELL	22		43					5	9	79
16	555	Andrew EDSER	7	11	30	16				9	6	79
17	31	John QUINN	24	20	11			21				76
18	119	Richie DIBBEN					17	31				48
19	64	Tom EDWARDS								20	20	40
20	22	Zac JOHNSON			37							37
21	39	Scott NICHOLSON	31									31
22	153	Timothy DONNON			21			7				28
23	18	Brodie MALOUF						18		8		26
24	32	Dylan WHITESIDE	26									26
25	54	Samuel LAMBERT	12	10								22
26	10	Callum O'BRIEN						18				18
27	23	Ryan SELLEN					11	6				17
28	24	Chandler COOPER					17					17
29	52	Corey TURNER				16						16
30	91	Ben LIEBIG			14							14
31	69	Matt CRANMER	13									13
32	88	Luke SANDERS	13									13
33	15	Bronson PICKETT			12							12
34	21	Daniel LEONARD	5									5
35	55	Oscar DAVISON	1									1

*Scott Laing*  
Chief Timekeeper - Scott Laing

*Tom Williams*  
Clerk of Course - Tom Williams



www.computime.com.au  
COMPUTIME RACE TIMING SYSTEMS PTY LTD



2019



ASBK.COM.AU f t i y

# Round 7 : Sydney Motorsport Park : November 1 - 3

## MOTORSPORTS TV AUSTRALIAN SUPERSPORT CHAMPIONSHIP

### Race 2


Date: 03/11/19  
Event: R12  
Weather: Mostly cloudy - Temp: 32.4C  
Track: Dry - Temp: 41.6C

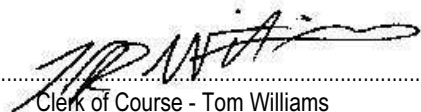
Started at: 13:46:45  
Laps: 11  
Starters: 17  
Printed at: 14:10

### PROVISIONAL RACE INFORMATION

Time	Description
13:35:19	SIGHTING LAP STARTED / PIT EXIT OPEN FOR 3 MINS - CLOSES 1:38pm
13:38:49	BIKES ON GRID FOR MEDIA / WARM UP LAP AT 1:44pm
13:44:08	WARM UP LAP STARTED
13:46:45	Event Start
13:48:49	Rider 18 (Brodie MALOUF) ENTERED PITS
13:49:50	46 (HAYES) & 68 (BAYLISS) CRASHED TURN 9 - RIDERS UP
13:50:15	46 (HAYES) & 68 (BAYLISS) CRASHED TURN 9 - RIDERS UP - BOTH RESUMED
13:53:47	Rider 50 (Callum SPRIGGS) CRASHED TURN 2 - RIDER UP
13:54:36	Race Direction: Incident at turn 9 - Bike #46 & #86 under investigation - post race
14:04:04	Chequered Flag
14:05:02	Rider 555 (Andrew EDSER) CRASHED TURN 11 - RIDER UP - RESUMING
14:06:07	Event Finish

The results are provisional until the end of the time limit for protests and appeals.

  
Chief Timekeeper - Scott Laing

  
Clerk of Course - Tom Williams



[www.computime.com.au](http://www.computime.com.au)  
COMPUTIME RACE TIMING SYSTEMS PTY LTD

